



Body-Driven Prosthetic Finger



MCPDriver™

Instructions For Use



Body-driven, Class 1 Prosthetic Device

BPF202 | Second Generation



Manufacturer	Authorized Representative
<p>NP Devices, Inc. 614 4th Ave E Olympia, WA 98501 USA</p> 	<p>Emergo Europe Prinsessegracht 20 2514 AP The Hague The Netherlands</p> 





LIST OF PARTS

- | | |
|-------------------------------|------------------------------|
| a. Strap Attachments | h. P2 Fairing |
| b. Custom Backplate | i. Hinge Joint |
| c. Abduction/Adduction Washer | j. Dorsal Silicone Interface |
| d. Custom Metal Linkages | k. Suspension Ring |
| e. Ring Adjustments Screw | m. Ring Shim Hole |
| f. P2 Lateral Pad | n. Silicone Pad |
| g. Device Tip | o. Silicone Tip |

PRODUCT DESCRIPTION

The MCPDriver is a body-driven mechanical prosthesis that aims to restore hand function to patients with partial finger amputations. Restoring dexterity, power, and length of the affected finger, it also follows the natural abduction of the finger, helps to protect the amputation site, and resists hyperextension in the digit. The MCPDriver makes use of the user's residual digit strength and motion to articulate two artificial distal phalanges for the restoration of a functional finger.



Device Application

1. **Open the MCP Backplate strap and place the device on the affected hand and finger**
 - Align the hinge joint (*item i*) directly above or slightly behind the MCP joint (knuckle).
 - The abduction/adduction washer (*item c*) should be $\frac{1}{2}$ " – $\frac{3}{4}$ " behind (i.e. closer to the wrist) the center of the anatomic MCP joint.
2. **Place the installed suspension ring (*item k*) on the residual finger and check initial fit**
 - Suspension ring should fit loosely, allowing the ring to slide along the residual finger during flexion and extension.
 - Shorter residual fingers may benefit from a snugger fit or silicone shim to help capture range of motion.
 - NOTE: *The suspension ring should never "choke" the residual finger.*
3. **Fasten the strap at the base of the hand**
 - This should fit closer to the fingers than a watch strap would sit.

* NOTE: *if you experience periodic volume changes, you may add or remove the shims or change your ring size as necessary*

Usage Recommendations

- When using the MCPDriver, it is recommended to gradually build up to full-time use. This will help prevent overuse injuries in muscles that may have been underutilized until this point.
- Occupational, rehabilitation, or hand therapy is recommended after receiving your device for muscle strengthening and optimal function of the device.

Caution

- For patients with sensitivity, it is recommended to use the MCPDriver as tolerated.
- If redness appears on your skin, decrease usage of your device.
- If redness persists or discomfort arises, stop usage of the device immediately and contact your Prosthetist.

***IMPORTANT NOTE:** *No part of the metal should ever be impinging on your skin, nor should the device be crashing into the end of your limb at any point – if either occurs, stop usage of the device immediately and contact your Prosthetist.*

Device Maintenance

- The MCPDriver is waterproof, dirt, chemical and heat resistant, and built for use.
- Working regularly with degreasers may strip lubrication from hinges. If necessary, apply a food-safe light mineral oil to the hinge locations.
- Contact your Prosthetist to facilitate servicing or replacement components.

* NOTE: *For safety reasons, hinges should only be disassembled by the device manufacturer.*



Care & Cleaning

- Prolonged exposure to strong solvents may damage painted surfaces and remove hinge lubrication.
- Rinse with fresh water after use in salt water.
- Clean device with warm water and mild detergent as necessary. Pat- or air-dry.
- Clean dirt or grime from the device using an old toothbrush or compressed air if desired.
- **Do NOT machine wash; Do NOT place in dryer.**

* **NOTE:** *Strap components will absorb water and take longer to dry than the rest of the device or system.*

Device Accessories (Included)


In addition to the MCPDriver, the following is included to help optimize the fit of the device:

- Additional wrist strap
- Suspension ring sized larger than initially sized
- Suspension ring sized smaller than initially sized
- Small shim – SM
- Medium shim – MD
- Large shim – LG
- One (1) 1/16” hex key

Warranty

NPDevices offers a standard 1-year warranty (from ship date) on the mechanical function of the MCPDriver. Please contact NPDevices for additional, extended warranty options.

For more information: visit npdevices.com

Manufacturer	Authorized Representative
NP Devices, Inc. 614 4th Ave E Olympia, WA 98501 USA 	Emergo Europe Prinsessegracht 20 2514 AP The Hague The Netherlands 