

Protect 3C Liner


The Protect 3C liner is a soft silicone liner that is particularly suitable for below knee (transtibial) amputees with reduced soft tissue coverage and/or poor skin condition up to mobility class 3. It contains a surgical grade oil and vitamin E which reduces adhesion, making the liner easier to apply and remove and may improve skin condition in as little as 3 days.

This liner's extra wall thickness provides excellent cushioning and comfort. The liner can be easily fitted and removed from the socket thanks to an outer textile cover that eliminates the need for time-consuming sprays.

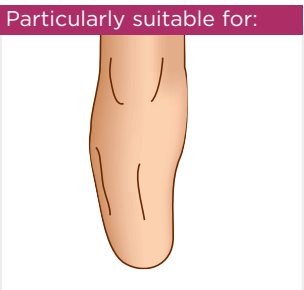
CES OSS L05: Use this code to read the Protect 3C liner clinical evaluation summary on the Steeper website.



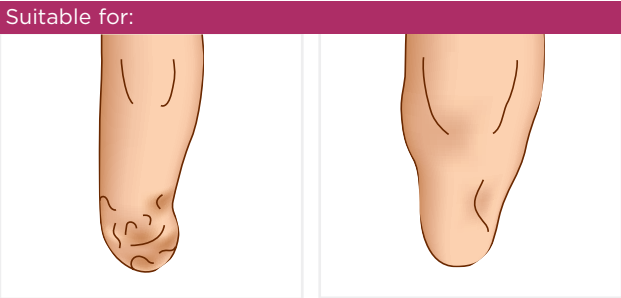
Features and Benefits



Residual Limb Suitability



Even residual limb shape, decreasing slightly distally, good soft tissue cover



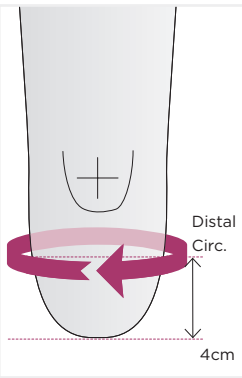
Residual limb bonier, rather poor soft tissue cover and/or with severe scars

More conical residual limb shape, good soft tissue cover

Ordering Information

Size	Part Number
18cm	NMC97118
20cm	NMC97120
22cm	NMC97122
23.5cm	NMC97123
25cm	NMC97125
26.5cm	NMC97126
28cm	NMC97128
30cm	NMC97130
32cm	NMC97132
34cm	NMC97134
36cm	NMC97136
38cm	NMC97138
40cm	NMC97140
42cm	NMC97142
45cm	NMC97145

Size Selection



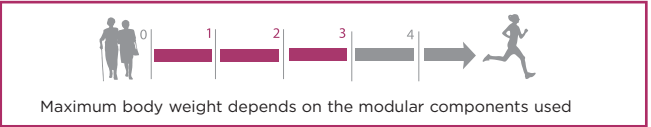
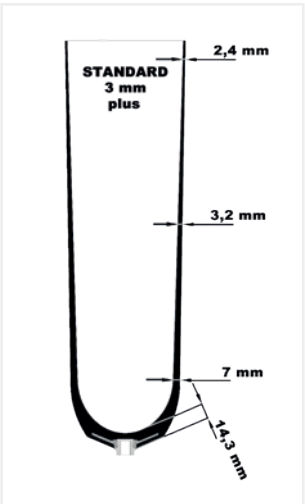
- Determining the size**
1. Measure the circumference of the residual limb 4cm above the distal end of the residual limb.
 2. Attention: Bony structures (e.g. end of the tibia) must be included in the circumference. If the distal tibia is not located within the above measurement, measure higher than 4cm above the distal end of the residual limb.
 3. The circumference minus 0-1 liner size determines the size to be ordered.

- Determining the matrix**
1. Measure the distance from the distal end of the residual limb to the head of the fibula.
 2. Attention: The matrix must not go above the head of the fibula.
- Notes on trimming**
1. The matrix must not be cut.
 2. The trim line for a lower leg prosthesis should lie at least 10cm above the region of the socket edge.
 3. Use the Össur pinking scissors for trimming (Part No. N1950006).

Liners - Össur® - Protect 3C

Technical Information

Material	Silicone gel, opaque
Matrix	2-zone matrix, internal 10+3cm
Length	Approx 35cm
Amputation Level	Transtibial
Distal Connector	Pin Adapter
Items Included	Silicone glue, Össur washing and drying stand
Warranty	6 months



Replaceable With:

	Össur Liner Sensitive 3C Page 136
	Össur Liner Relax 3C Page 150
	Össur Liner First 3 Page 132