

The First 3 liner is a clear, soft silicone interface liner with thicker distal walls for added cushioning. It is suitable for below knee (transtibial) users who have a mobility class of 2. It features the unique self-gliding outer surface that makes it easier for alcohol sprays or talcum powder. The liner has a 2-zone matrix which reduces shear forces on the underlying soft tissue. As there is no fabric cover there is no restriction of the liner's radial elasticity.

CES OSS L01: Use this code to read the First liner clinical evaluation summary on the Steeper website.

Features and Benefits



silicone gel



2-zone-I matrix



Easy Glide PLUS



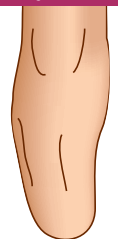
Flexible cup



Size marking


Residual Limb Suitability

Particularly suitable for:

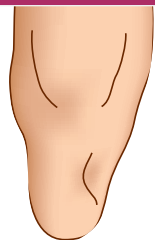


Even residual limb shape, decreasing slightly distally, good soft tissue cover

Suitable for:



Residual limb bonier, rather poor soft tissue cover and/or with severe scars

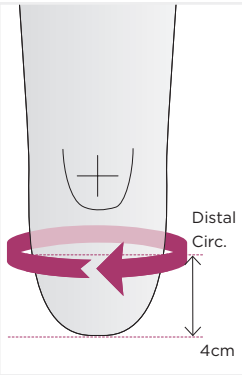


More conical residual limb shape, good soft tissue cover

Ordering Information

Size	Part Number
18cm	NMF94118
20cm	NMF94120
22cm	NMF94122
23.5cm	NMF94123
25cm	NMF94125
26.5cm	NMF94126
28cm	NMF94128
30cm	NMF94130
32cm	NMF94132
34cm	NMF94134
36cm	NMF94136
38cm	NMF94138
40cm	NMF94140
45cm	NMF94145

Size Selection


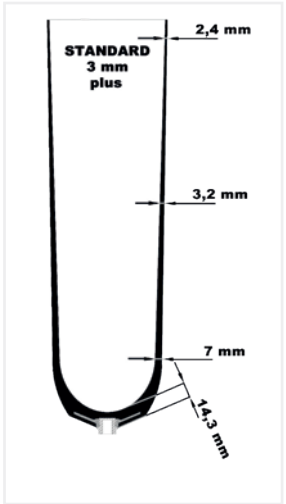


- Determining the size**
1. Measure the circumference of the residual limb 4cm above the distal end of the residual limb.
 2. Attention: Bony structures (e.g. end of the tibia) must be included in the circumference. If the distal tibia is not located within the above measurement, measure higher than 4cm above the distal end of the residual limb.
 3. The circumference minus 0-1 liner size determines the size to be ordered.

- Determining the matrix**
1. Measure the distance from the distal end of the residual limb to the head of the fibula.
 2. Attention: The matrix must not go above the head of the fibula.
- Notes on trimming**
1. The matrix must not be cut.
 2. The trim line for a lower leg prosthesis should lie at least 10cm above the region of the socket edge.
 3. Use the Össur pinking scissors for trimming (Part No. N1950006).

Technical Information

Material	Silicone, Transparent
Matrix	Proprioceptive 2-zone matrix, internal 10+3cm
Length	Approx 35cm
Amputation Level	Transtibial
Distal Connector	Pin Adapter
Items Included	Silicone glue, Össur washing and drying stand
Warranty	6 months



Maximum body weight depends on the modular components used

Replaceable With:



Össur Liner Protect 3C
Page 140



Össur Liner Relax 3C
Page 150