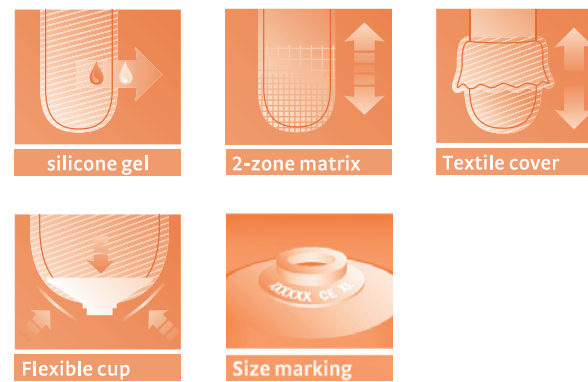


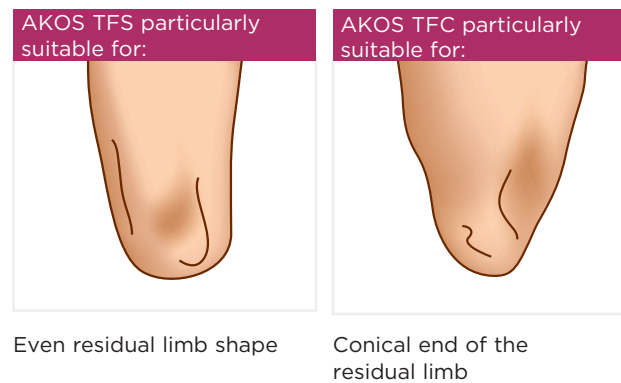
The AKOS liners are silicone interface liners specifically designed for all mobility classes of above-knee (transfemoral) amputees. The liner has a continuous matrix with minimal axial stretch to make it comfortable to wear and provides a high transverse stretch to ensure optimal soft tissue grip. The flexible fabric ensures an optimal fit at the distal end of the residual limb as well as ease of donning. The gliding outer surface replaces the textile cover which restricts stretch, this also eliminates the need for time-consuming sprays. Orientation marks on the liner help to ensure the liner is donned in the same position each time.

CES OSS L16: Use this code to read the AKOS TFS and TFC Classic liners clinical evaluation summary on the Steeper website.

Features and Benefits



Residual Limb Suitability



Replaceable With:

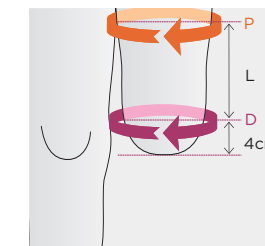


Ordering Information

Size	AKOS TFS Part Number	AKOS TFC Part Number
24cm	-	NM895624
27cm	NM895527	NM895627
31cm	NM895531	NM895631
35cm	NM895535	NM895635
39cm	NM895539	NM895639
43cm	NM895543	-
47cm	NM895547	-
52cm	NM895552	-

Size Selection

Determining the size
1. Measure **circumference D** (distal) of the residual limb 4cm above the distal end of the residual limb. The circumference minus 0-1 liner size determines the size to be ordered.



Attention: Bony structures (e.g. transfemoral border) must be included in the circumference. If the distal femur is not located within the above measurement, measure higher than 4cm above the distal end of the residual limb. The soft tissues must be tightly contained.

2. Measure the length of the residual limb length L from the end of the residual limb (-4cm) to the perineum.

3. Measure **circumference P** (proximal) at the perineum.*

4. The residual limb length and circumference are the basis for choosing the correct version of the Össur Liner (transfemoral, standard or conical).

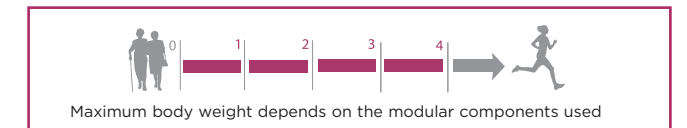
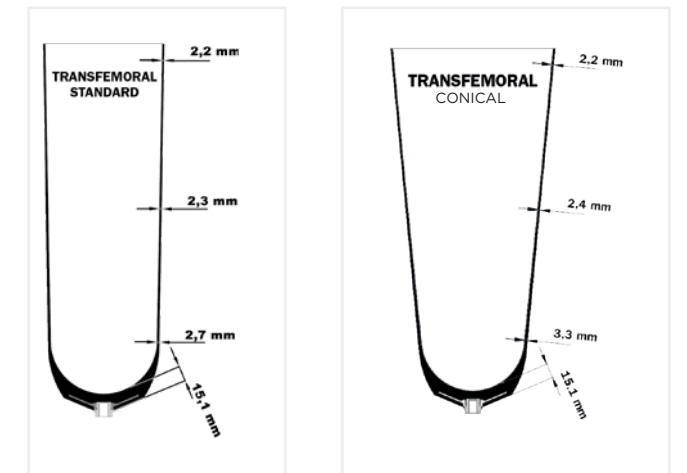
Notes on trimming
1. The matrix must not be cut.

2. The trim line for a lower leg prosthesis should lie at least 10cm above the region of the socket edge.

3. Use the Össur pinking scissors for trimming (Part No. N1950006).

Technical Information

Material	Silicone, transparent
Matrix	Proprioceptive, continuous, internal
Length	Approx 40cm
Amputation Level	Transfemoral
Distal Connector	Pin Adapter
Items Included	Silicone glue, Össur washing and drying stand



1 Distal Circ. D (Height 4cm)	2 Residual Limb Length 10-15cm	2 Residual Limb Length 15-20cm	2 Residual Limb Length 20-25cm	2 Residual Limb Length 25-30cm	2 Residual Limb Length 30-35cm	2 Residual Limb Length 35-40cm	Liner Size
24 - 27	- 28 >	- 30 >	- 33 >	- 35 >	- 37 >	- 40 >	24
27 - 31	- 31 >	- 34 >	- 37 >	- 39 >	- 42 >	- 44 >	27
31 - 35	- 34 >	- 37 >	- 40 >	- 43 >	- 46 >	- 49 >	31
35 - 39	- 39 >	- 42 >	- 45 >	- 48 >	- 52 >	- 55 >	35
39 - 43	- 43 >	- 46 >	- 50 >	- 54 >	- 57 >	- 60 >	39
43 - 47	S	S	S	S	S	S	43
47 - 52	S	S	S	S	S	S	47
52 - 57	S	S	S	S	S	S	52
	S C	S C	S C	S C	S C	S C	

* Explanation of the table: standard, conical

If the proximal circumference P is below the standard figure (<), it is a standard liner (= S).

If the proximal circumference P is above the standard value (>), it is a conical liner (=C).