

Soleus®

The Soleus foot integrates multiple composite springs through a tough, flexible plantar ligament. This unique design works consistently across a variety of activity levels. Multiple springs working in combination to maximise range of motion, balance shock absorption with very efficient energy return and superior compliance.


CES CPI F06: Use this code to read the Soleus clinical evaluation summary on the Steeper website.

Features and Benefits

- Waterproof design
- Integrated Spring Technology (IST)
- Polycentric ankle motion
- Vertical shock absorption
- Multi-axial compliance



Waterproof*



Alternate housing options available (L-R): Gold, Silver, Perfect Pink, Midnight Black.

Cosmetics



CAP



Solid toe foot shell

*Waterproof note: Rinse with fresh water and dry following exposure to salt water or chlorinated water.

Ordering Information

Trial Period - This foot has a 30 day trial period.

Impact Level Descriptions

Moderate: Daily activities include up to unlimited walking, climbing stairs and occasional moderate lifting (this does not include running).

High: Daily activities include fast walking, jogging, running, lifting heavy objects and/or recreational sports.

Part Number	Includes foot shell, CPI Spectra Sock and fasteners to mount the 4-hole adapter of your choice.
Left NSO-L [Color] [Housing] [Foot Size] [Width] [Firmness]	
Right NSO-R [Color] [Housing] [Foot Size] [Width] [Firmness]	

- - Colour of Cosmesis (C = Caucasian, T = Tan, B = Brown, J = Jet Black)
- ◆ - Housing Colour (P = Perfect Pink, M = Midnight Black, S = Silver, G = Gold)
- - Foot Size in cm (21-30)
- - Width (N = Narrow, W = Wide**)
- ▲ - Firmness Category (11-76)

**When ordering Wide: for sizes 24-30cm only. Wide option suggested for male patients.

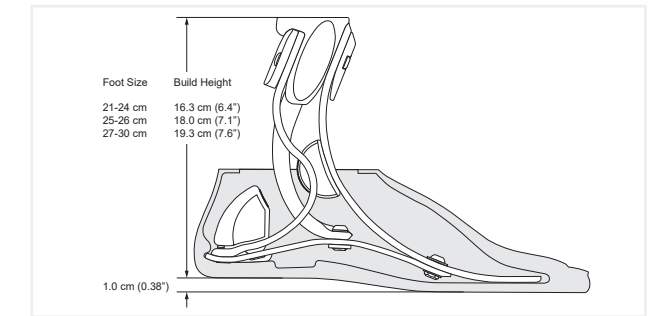
Product Specification

Sizes	Weight Limit	Build Height	Weight of Unit	Impact Level	Warranty	Foot Shell
21-24cm	100kg	16.3cm	667g (Size 26)	M H	3 years Foot shell - 6 months	C T B J Caucasian, Tan, Brown or Jet Black Narrow or wide width
25-26cm	113kg	18cm				
27-30cm	125kg	19.3cm				

Weight (kg)	Sizes 21-24cm		Sizes 25-26cm		Sizes 27-30cm	
	Moderate Impact	High Impact	Moderate Impact	High Impact	Moderate Impact	High Impact
0-45	11	12	12	12	11	12
46-54	12	33	12	32	11	12
55-63	33	34	32	33	12	32
64-72	34	54	33	54	32	33
73-81	54	55	54	55	33	34
82-91	55	55	55	75	34	54
92-100	55	-	75	76	54	55
101-113	-	-	76	76	55	55
114-125	-	-	-	-	55	55

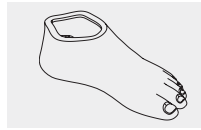
Feet - College Park - Soleus

Technical Information



Note: Please see the following page for Soleus spare parts ordering information.

Spare Parts Ordering Information




Foot Shell	Size (cm)
NV-S ■●-▲N	21-30
NV-S ■●-▲W	24-30

- = "L" or "R" for Left or Right
- = Colour (C = Caucasian, T = Tan, B = Brown, J = Jet Black)
- ▲ = Foot size in cm (21-30)
N = Narrow, W = Wide



Shelltread	Size (cm)
NV-T ■●-▲N	21-30
NV-T ■●-▲W	24-30

- = "L" or "R" for Left or Right
- = Colour (N = Neutral, J = Jet Black)
- ▲ = Foot size in cm (21-30)
N = Narrow, W = Wide



Neutral Black



CAP	Size (cm)
NV-C ■●-2124	21-24
NV-C ■●-2526	25-26
NV-C ■●-2730	27-30

- = "L" or "R" for Left or Right
- = Colour (C = Caucasian, T = Tan, B = Brown, J = Jet Black)

Titanium Waterproof Adapter

NTI-500B

CPI Spectra Sock

Size (cm)
NSO-SS-2126 21-26
NSO-SS-2730 27-30
NSO-SSK-2126 21-26 (6 pack)
NSO-SSK-2730 27-30 (6 pack)

Adapters	Description
N4HPA-T	4-Hole Pyramid Adapter, Standard, Titanium
N4HPAR-T	4-Hole Pyramid Adapter, Rotatable, Titanium
NTI-460TRM	4-Hole Clamping Base With Pyramid

