

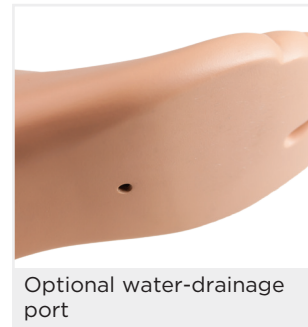

# Breeze™

Breeze provides K2 users with a cost-effective, yet highly functional foot with a variety of features utilising College Park's high-end technology. The water friendly system has an optional water drainage port, corrosion-resistant materials and special modifications to clear water from the entire prosthetic system.

**CES CP F 11:** Use this code to read the Breeze clinical evaluation summary on the Steeper website.

## Features and Benefits

- Low profile
- Intelliweave® composite for optimised movement
- Envirosheel foot shell design aids efficient toe roll-over
- Removable foot shell with anti-microbial properties, in sandal toe as standard
- Water friendly with optional drainage port
- Integrated pyramid



\*Waterproof note: Rinse with fresh water and dry following exposure to salt water or chlorinated water.



## Ordering Information

Trial Period - This foot has a 30 day trial period.

### Impact Level Descriptions

**Low:** Daily activities include mostly level ground walking, moving around the home and the community.

| Part Number |                 | Includes removable foot shell and CPI Spectra Sock. |
|-------------|-----------------|---|
| Left        | NBE-L ■ EN-●-G3 |   |
| Right       | NBE-R ■ EN-●-G3 |   |

- - Colour of Cosmesis (C = Caucasian, T = Tan, B = Brown)
- - Foot Size in cm (21-30)

| Firmness Category |           |                  |
|-------------------|-----------|------------------|
| Weight (kg)       | Size (cm) | Low Impact Level |
| 0-100             | 21-30     | 3                |
| 101-125           | 26-30     | 3                |

## Product Specification

| Sizes   | Mounting  | Weight Limit | Build Height | Weight                                | Impact Level | Warranty                      | Foot Shell   |
|---------|-----------|--------------|--------------|---------------------------------------|--------------|-------------------------------|--|
| 21-25cm | Endo (IP) | 100kg        | 6.2cm        | 523g (Size 25cm including foot shell) | LMH          | 2 years Foot shell - 3 months | C T B<br>Caucasian, Tan or Brown<br>Standard width |
| 26-30cm |           | 125kg        | 6.5cm        |                                       |              |                               |  |

\*Waterproof note: Rinse with fresh water and dry following exposure to salt water or chlorinated water.

## Spare Parts Ordering Information



| Foot Shell   | Size (cm) |
|--------------|-----------|
| NBE-S ■ ● -▲ | 21-30     |




| CAP             | Size (cm) |
|-----------------|-----------|
| NBE-C ■ ● -2125 | 21-25     |
| NBE-C ■ ● -2630 | 26-30     |

- = "L" or "R" for Left or Right
- = Colour (C = Caucasian, T = Tan, B = Brown)
- ▲ = Foot size in cm (21-30)



| Shelltread   | Size (cm) |
|--------------|-----------|
| NBE-T ■ ● -▲ | 21-30     |



- = "L" or "R" for Left or Right
- = Colour (N = Neutral, J = Jet Black)
- ▲ = Foot size in cm (21-30)



| CPI Spectra Sock | Size (cm)      |
|------------------|----------------|
| NBE-SS-2125      | 21-25          |
| NBE-SS-2630      | 26-30          |
| NBE-SSK-2125     | 21-25 (6 pack) |
| NBE-SSK-2630     | 26-30 (6 pack) |

## Feet - College Park - Breeze

## Technical Information

