

ACCENT ORDER INFORMATION

Endo IP - NAC ■ C IP ○ ▲ Up to 100 kg (220 lbs)

(Accent Endo IP Foot includes Foot Shell and Fairing)

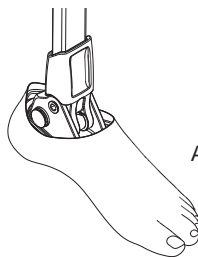


Ankle Fairing

■ = "L" or "R" for Left or Right
○ = "M" or "L" for Medial or Lateral button placement
▲ = Foot size in cm (21-26)

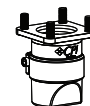
Dynamic Pylon - NAC ■ C DP ○ ▲ Up to 100 kg (220 lbs)

(Accent DP Foot includes Foot Shell, DP Cutting Tool, Fairing and Attachment Option)



Ankle Fairing

Dynamic Pylon Adapter Attachment Options



4-Hole



Female

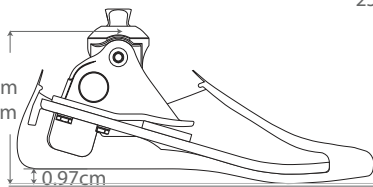


Male

ACCENT SPECIFICATIONS

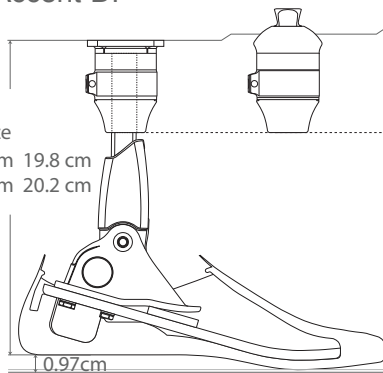
Accent IP

Foot Size
21-24 cm 8.5cm
22-28 cm 9.9cm



Accent DP

Foot Size
21-24 cm 19.8 cm
25-28 cm 20.2 cm



Dynamic Pylon Adapter Maximum Clearance

	4-Hole	Male	Female
25-28 cm	40.3 cm	40.7 cm	41.5 cm
21-24 cm	39.8 cm	40.3 cm	41.1 cm

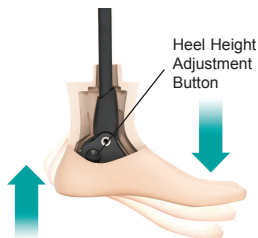
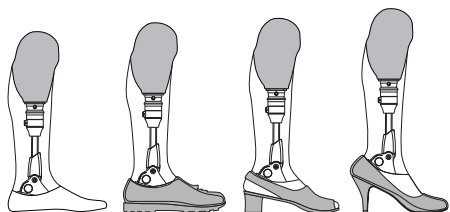
Dynamic Pylon Adapter Minimum Clearance

	4-Hole	Male	Female
25-28 cm	20.2 cm	20.6 cm	21.5 cm
21-24 cm	19.8 cm	20.3 cm	21.1 cm

ACCENT FEATURES

Function

Adjustable Heel Height with 51 mm range



Heel Height Adjustment Button



Transverse Rotation Inversion-Eversion



Energy Storing Dynamic Pylon and Full Length Toe

Cosmetics

Integrated without a sock, the Accent' s sandal toe Foot Shell is reinforced with Impact Dispersion Technology™. The Ankle Fairing interlocks with the Foot Shell and conforms to both Endo and Dynamic Pylons. The Foot Shell and Ankle Fairing are anatomically designed for use with a skin to produce a natural-like finish.

